




SuperVac Updraft™

2 Cubic Yard Low Profile Parking Area Sweeper



*Sweeper shown with optional equipment

- Low Profile
- Fuel Efficient Half Ton V6 Chassis
- WhisperWheel Fan Technology
- GVW Tested

- Stainless Steel Welded Construction
- High Corrosion & Abrasion Resistance
- Water Cooled Electronic Fuel Injection
- All LED Lighting

800.879.7933

www.schwarze.com

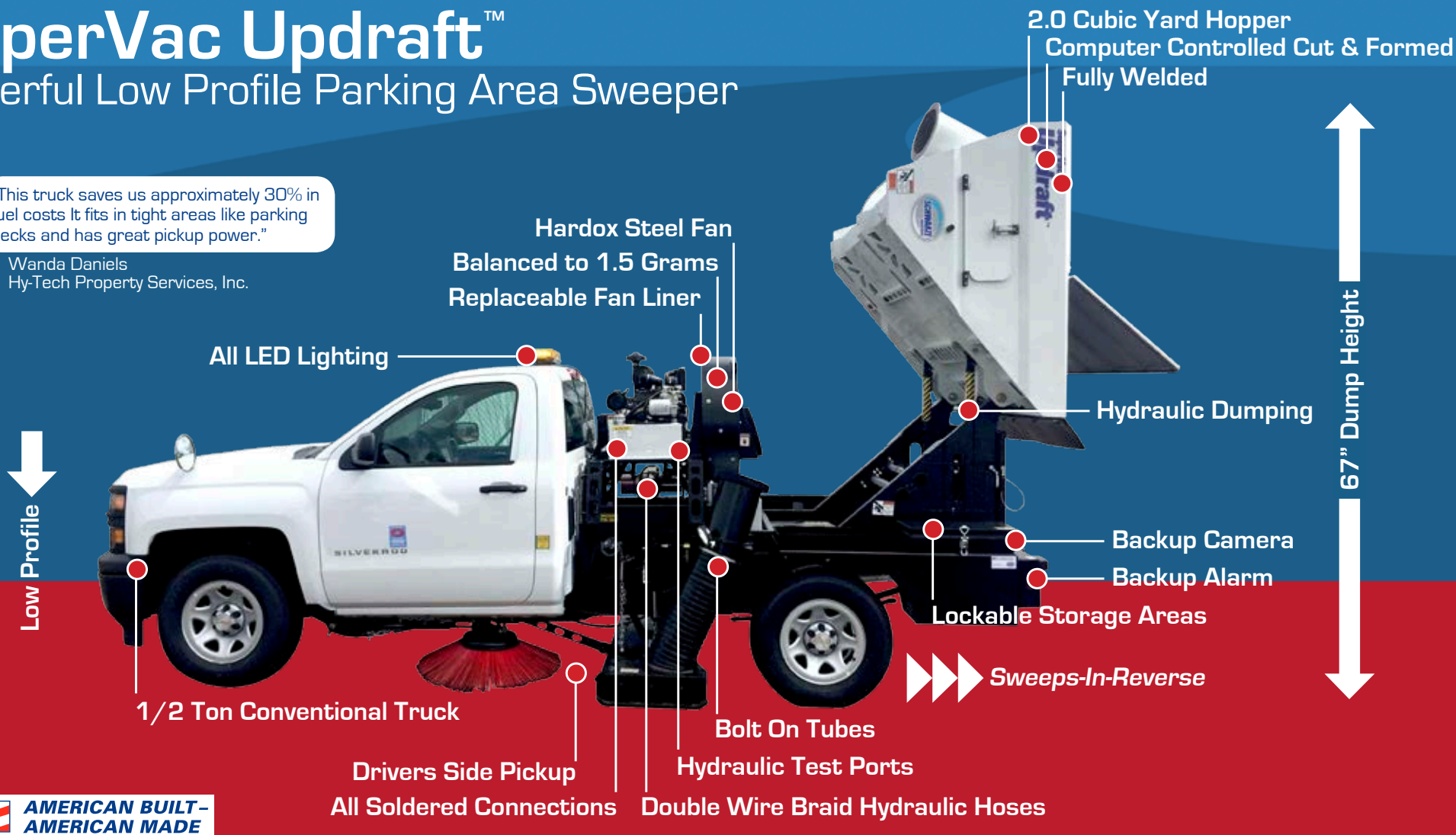
SuperVac Updraft™

Powerful Low Profile Parking Area Sweeper

"This truck saves us approximately 30% in fuel costs. It fits in tight areas like parking decks and has great pickup power."



Wanda Daniels
Hy-Tech Property Services, Inc.



Ideal for parking garages and areas where height is a concern.

Comfortable seating and convenient located sweeping controls.

Optimized hopper keeps weight below chassis GVW rating when full.



MUST HAVE OPTIONS

INCREASED STORAGE

Add a Rear Trash Bag Rack for increased storage and easy transportation of trash bags.

GREATER DURABILITY

Our Polyethylene Tool Box can withstand the most demanding and abusive sweeping environments.

INCREASED PUBLIC SAFETY

Choose the cab mounted strobe light and flood light for added visibility.



VALUE

We are dedicated to satisfying our customers by providing the most advanced training for their specific needs. Our training programs are designed to help operators of all skill levels learn the best operating practices for their Schwarze equipment.



PERFORMANCE

There is a lot riding on creating solutions that are suited to the particular needs of different industry applications. Innovation often involves high technology, but doesn't always have to be. Some of our best ideas have been simple, based on a clear and deep understanding of our customers' working lives.



QUALITY

In a Schwarze product, end user concerns like fuel efficiency, serviceability, durability, purchase cost, service cost, etc. are all taken into account. We also consider the needs and strive for ease of use and application optimization. It should be obvious, because when it comes to cost of ownership, quality pays.



"Best light duty sweeper I have ever owned! Easy to use and plenty of storage."

Shawn Rollins
Sweep Rite, Inc.



"Been sweeping for over 15 yrs and been in a lot of sweepers. The Updraft is the way to go."

Larry McCombs
Cam Services



"I recommend the Updraft to anyone!"

Brian Chapman
Mid Michigan Sweeping Services.



"The Updraft is compact enough to get into the small parking lots and can do the work of a large sweeper."

Carl W. Gilchrist
Harrison's Lot Cleaning Services.



CUSTOMER SUPPORT

Being a Schwarze customer means having a complete set of services at your fingertips. Schwarze can offer you a long-term relationship, protect your revenue and provide a full range of customer solutions, delivered by passionate people. At Schwarze, we don't see effective service and support just as an added value to your purchase, but as an integral part of it.



Jeff Zucal, Sky Sweeping



PUBLIC SAFETY

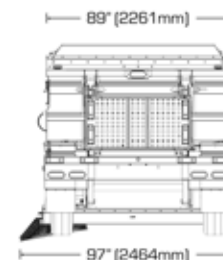
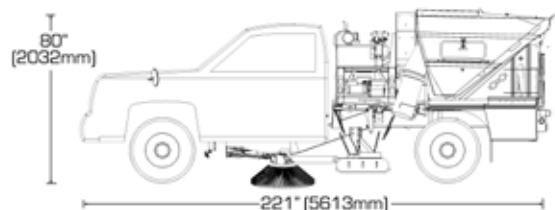
No other name speaks safety louder than Schwarze. Protecting operators, those around them, and minimizing our environmental impact are traditional values that continue to shape our product design philosophy.



800.879.7933

www.schwarze.com

SuperVac Updraft



*TYPICAL MEASUREMENTS SHOWN. EXACT DIMENSIONS DEPENDING ON OPTIONS AND TRUCK MANUFACTURER



GENERAL SPECIFICATIONS:

| | |
|---------------------------------|---------------------|
| Total empty weight | 6200 lbs (2812 kgs) |
| Wheelbase | 133 in (3378 mm) |
| Sweeping width | 81 in (2057 mm) |
| With one gutter broom option | 97 in (2464 mm) |
| Turning radius | 274 in (6960 mm) |
| Overall length | 221 in (5613 mm) |
| Overall height (without beacon) | 80 in (2032 mm) |
| Overall width | 89 in (2261 mm) |

AUXILIARY ENGINE:

| | |
|--------------|-----------------------|
| Manufacturer | Kohler |
| Horse power | 30 |
| Type | Water cooled gasoline |
| Warranty | 3 year |

DEBRIS HOPPER:

| | |
|---------------------|--------------------------------|
| Volumetric capacity | 2.0 cu yd (1.53 cu m) |
| Dumping | Hydraulic high dump |
| Material | Stainless steel |
| Dump height | 67 in (1702 mm) |
| Dumping tilt angle | 88° |
| Inspection doors | 1 on left side 1 on right side |
| Controls | Electric; in-cab |
| Paint | Imron Elite® |

FAN SYSTEM:

| | |
|------------------|---------------------------------|
| Type | Whisper wheel turbine |
| Drive | Belt driven |
| Number of blades | 10 |
| Diameter | 24 in (610 mm) |
| Construction | Welded abrasion-resistant steel |

FAN SYSTEM CONT'D:

| | |
|-----------------|--------------------------|
| Housing liner | Bolt-in corded rubber |
| Mounting | Pillow block bearings |
| Vacuum enhancer | For heavy/light material |

PICKUP HEAD:

| | |
|------------------------|-------------------------------------|
| Type | Debris-moving blast and suction |
| Material | Stainless steel |
| Operating direction | Forward and reverse |
| Suspension | 2 trailing arms; 4 springs balanced |
| Length | 81 in (2057 mm) |
| Pressure hose diameter | 10 in (254 mm) |
| Suction hose diameter | 10 in (254 mm) |
| Flap design | 3 flaps |
| Controls | Hydraulic raise and lower |
| Skids | Tungsten carbide |

ELECTRICAL SYSTEM:

| | |
|--------------------|-----------------------------|
| Battery | 1 @ 12 V, 750 cca each |
| Controls | Electric; in-cab |
| Circuit protection | Resettable circuit breakers |
| Rear view camera | Color; dash mounted |

OPTIONAL WATER SYSTEM:

| | |
|---------------|------------------|
| Tank capacity | 12 gal (46 l) |
| Construction | Aluminum |
| Pump | Electric 12 V dc |
| Controls | Electric; in-cab |
| Filter | 100 mesh screen |
| Mounting | Removable |
| Fill diameter | 3 in (76.2 mm) |

SIDE BROOM:

| | |
|-----------------------|------------------------|
| Type | Poly wafer |
| Wafers | 2 - disposable wafers |
| Diameter | 36 in (914 mm) |
| Drive | Hydraulic torque motor |
| Speed | Variable |
| Mounting | Trailing arm design |
| Location | Left hand side |
| Suspension | Free floating |
| Wear adjustment | Automatic |
| Impact protection | Spring |
| Tilt angle adjustment | Manual; at broom |

HYDRAULIC SYSTEM:

| | |
|------------------------|-----------------------|
| Type | Belt driven gear pump |
| Fluid capacity | 3 gal (11.4 l) |
| Purpose | Power gutter broom |
| Dump system hydraulics | 12 V power unit |

OPTIONAL EQUIPMENT:

Polyethylene tool box
Rear trash bag rack
Cab mounted strobe
Extra flood light

Note: design and specifications subject to change without notice.

Schwarze parking lot sweepers are guaranteed to be free from defects due to faulty materials and/or workmanship for a period of 12 months, or 1200 hours. Liability is limited to replacement or repair of defective part(s) at factory or authorized dealer. The standard warranties of the chassis and auxiliary engine manufacturer shall apply.

Your Schwarze Representative

Affiliates:



© Schwarze Industries 2016
1055 Jordan Road
Huntsville, AL 35811
800.879.7933
An Alamo-Group Company

