



The People You Know. The Products You Trust.

A9 Monsoon

- 9.6 Cubic Yard Hopper
- Rule 1186 AQMD Certified
- Regenerative Air Sweeping
- Whisper WheelSM Fan System
- Noise Reduction Shroud
- Schwarze Sweeps-in-ReverseSM



QUALITY - PERFORMANCE - PUBLIC SAFETY
VALUE - CUSTOMER SUPPORT

A9 Monsoon

9.6 Cubic Yard Regenerative Air Street Sweeper



QUALITY

Bolt in Pressure & Transition Tubes: Ease of maintenance (reduced cost of ownership)


Abrasion Resistant Steel in all Critical Wear Areas: Longer life expectancy equates to reduced cost of ownership

Four Point ProtectionSM: Optional stainless steel hopper package for long lasting performance

PERFORMANCE

Optional Equipment: Gutter Broom Extension OverrideSM: Increased usability of gutter brooms and expands the versatility in various applications, while eliminating the need for a center broom

Saw tooth Screens: Increased screen surface area creates more productivity, eliminates the need for a screen vibrator, lower cost of operation

 **Whisper WheelSM Fan System:** 70% quieter, uses 20% less fuel and 7% more powerful than an open face fan design

Optional Equipment: Mechanic-Pneumatic Powerhood (broom assist head), in-cab tilt controls for gutter brooms

Sweeps in ReverseSM: Eliminates the need for the operator to raise the sweeping head to reverse

Noise Level: Reduced operator stress and increased ability to operate in noise sensitive areas

PM 10 Certified: Meets AQMD 1186 requirements to pick up and contain harmful particulates

Optional Equipment: Single or twin remote cameras with in-cab video monitor and sound suppression system

VALUE

Modular Componentry: Reduced repair time and cost of ownership

9.6 Cubic Yard Hopper Capacity: Increased hopper capacity equates to increased production and less dumps

90"x36" Sweeping Head: Increased productivity with a larger area of influence (quicker transfer, no bulldozing)

Optional Equipment: 8" auxiliary hand hose, extra 350 gallon polyethylene water tank

Financing Available





The Schwarze A9 Monsoon is a chassis mounted, regenerative air street sweeper with a 9.6 cubic yard hopper. With over 20 years of successful operation throughout the world, the A9 Monsoon is a heavy duty workhorse that will provide a high quality option with a low cost of ownership. Come to the people you know for the products you trust.




Whisper WheelSM Fan System

In Cab Hydraulic Tilt

CUSTOMER SUPPORT

-  **Parts Availability:** Schwarze original equipment parts are available when you need them.
-  **Trusted Dealers:** Trusted dealers will support your before and after-purchase needs.
-  **Empowered and Responsive:** Schwarze People are valued for their commitment to our future.
-  **Schwarze Products:** Engineered for enhanced sweeping performance and low ownership cost.

 **Warranty Support:** Schwarze people are on duty to support you and your equipment.

Schwarze regenerative air sweepers are guaranteed to be free from defects due to faulty materials and/or workmanship for a period of 12 months, or 1200 hours. Liability is limited to replacement of defective parts at factory or authorized dealer. The standard warranties of the chassis and sweeper engine manufacturer shall apply.

Sweeping Path	
Pickup Head Only	90" (2,286mm)
Pickup Head and one gutter broom	117" (2,972mm)
Pickup Head and two gutter brooms	144" (3,658mm)


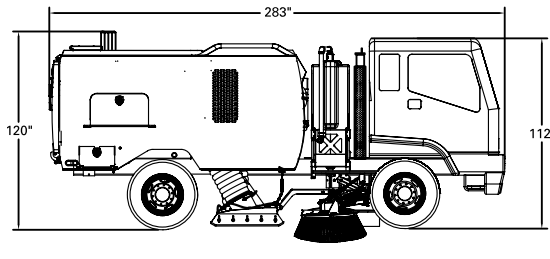
Chassis	
Mounts on various chassis to meet requirements	
Sweeper Body	
Construction	Welded 10-gauge steel plate with 3/16 steel hopper floor
Safety Prop	Dual steel bars located under body

Instrumentation	
Sweeper Engine	Tachometer, hourmeter, voltmeter, temperature gauge, oil pressure gauge

Standard Engine	
Model / Type	4045T In-line 4 cylinder
Aspiration	Turbo-charged diesel
Manufacturer	John Deere
Displacement	275 cu. in. (4.5L)
Brake Horsepower	115HP (86KW) @ 2400 RPM (Opt. 140HP)
Torque	317ft-lb (430Nm) @1500RPM
Air Cleaner	Centrifugal precleaner; dry type with dual safety elements and restriction indicator
Oil Filter	Full-flow / Spin on
Stroke	5.00" (127mm)
Bore	4.20" (106mm)
Compression Ratio	19.0 to 1
Safety Shutdown	Three-point automatic
Throttle Control	Electronic

Electrical System	
Voltage	12 Volt
Sweeper Engine Alternator	65 Amperes

Dust Control System	
Type	High Pressure / Low volume
Capacity	250 Gallon (946 L) (600 gallon on cab-over chassis)
Tank Construction	Polyethylene
Filter	200 mesh, cleanable
Fill Diameter	2.5" (63.5mm)
Fill Hose	25 foot (7620mm)



Model shown with optional equipment. Design and specifications subject to change without notice. Specifications may vary depending on chassis type.

Dust Control System cont'd	
Controls	Electric; in-cab
Nozzles	2 on each broom 5 around suction head 2 inside suction nozzle 2 on front axle 2 inside hopper
Water Level Gauge	In-cab

Blower System	
Type	Closed-face radial
Drive	Direct via 5 groove, banded power belt
Construction	Hardox Steel
Balance	1.5 grams on 2 sides
Diameter	32.75" (832mm)
Housing Lining	Bolt-in corded rubber
Mounting	2 regreaseable sealed bearings
Vacuum Enhancer	For heavy / light material In-cab indicator

Pickup Head	
Type	Dual chambered full-width blast orifice
Operating Direction	Forward and reverse
Suspension	Adjustable spring balanced
Length	90" (2,286mm)
Pressure Hose Diameter	14" (355.6mm)
Suction Hose Diameter	14" (355.6mm)
Hose Construction	3/8" (9.5mm) wire-reinforced molded rubber
Head Area	3,240 sq. in. (20,903cm ²)
Controls	Hydraulic raise and lower
Skids	Double wide tungsten carbide
Construction	Abrasion-resistant steel inlet and outlet transitions

Paint	
One coat of sealer / primer and two coats of Dupont Imron Elite polyurethane in standard white color	

Side Brooms	
Type	Vertical steel digger
Location	Right, Left, forward of pickup head
Diameter	44" (1117mm)
Drive	Hydraulic
Suspension	Torque-sensing spring
Wear Adjustment	Automatic
Pressure	Manual
Speed	Variable, non-reversing
Segments	5 each side, disposable
Tilt Angle Adjustment	Manual with optional in-cab controls

Debris Hopper	
Volumetric Capacity	9.6 cubic yards (7.34 cu. meters)
Useable Capacity	8.0 cubic yards (6.12 cu. meters)
Dump Angle	53 degrees
Floor Angle	3 degrees
Lifting	Twin hydraulic cylinders
Hopper Dump Door	Full height, full width, open/close/lock hydraulically
Inspection Doors	1 on each side of hopper
Screens	Sawtooth Drop Down Design

Hydraulic System	
Type	Dual output 2 section
Pump Capacity	6.5 gpm @1800RPM (24.6L / min.) per section for 13.0gpm total
Drive	Direct gear
Maximum Pressure	2500psi (173 bar)
Reservoir	25 gallons (94 liters)
Filter	10 micron, spin on
Protection	Pressure relief valve
Controls	Electro-hydraulic

Auxiliary Hydraulic System	
Type	Gear type, driven by electric motor
Function	Raise/lower hopper, open/close hopper door, raise/lower brooms and pickup head

NOTE: Specifications are subject to change without notice

Affiliates



Schwarze Industries, Inc.
1055 Jordan Road
Huntsville, AL 35811
Central phone: 256-851-1200

